

E50

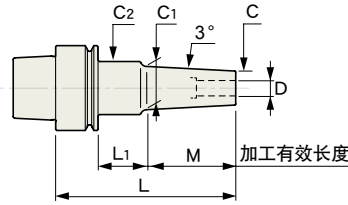
高端制造服务商

E50-SLSA8-65-M22

一体型 3°



Fig. 1

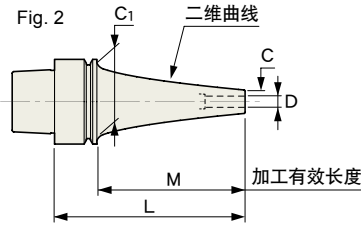


E50-SLSA6-150 cv

一体型 CURVE



Fig. 2



■ 注意事项

- HSK-E 锥柄的刀柄没有附带冷却液导管。如需使用, 请向敝司垂询。
- 刀具安装... 插入刀具时, 请务必将刀具插入比安全记号更深的位置。

HEATROBO 电磁 1200S (HRD-01S-230AS) 电磁式加热器对应表

[○] 可加热 [×] 不可加热

型号	Fig.	φD	φC	t	L	M	L1	φC1	φC2	H	h	Kg	N	S	缩略图			
E50-SLSA3- 60-M22	1	3	6	1.5	60	22	12	8.3	20	9	50	0.4	1.3	4.7	○	1		
- 75-M22					75		27		25		61			0.5		4.5	2	
- 80-M42					80	42	12	10.4	20		70					9.3	3	
- 95-M42					95		27		25		81					1.7	9.1	4
-SLRA3- 75-M22	1	3	7.5	2.25	75	22	27	9.8	25	9	61	0.5	1.7	2.8	○	5		
- 95-M42					95	42		11.9			81					5.3	6	
-120-M67					120	67		14.5			106					1.8	8.9	7
-150-M97					150	97		17.7			136			0.6			12.9	8
-SLFB3- 75-M22	1	3	9.5	3.25	75	22	27	11.8	25	9	61	0.5	1.8	1.9	○	9		
E50-SLSA4- 75-M22	1	4	7	1.5	75	22	27	9.3	25	12	61	0.5	1.3	3.6	○	10		
- 95-M42					95	42		11.4			81			1.8		7.2	11	
-SLRA4- 75-M22	1	4	10	3	75	22	27	12.3	25	12	61	0.5	1.7	1.7	○	12		
- 95-M42					95	42		14.4			81			1.8		3.1	13	
-120-M67					120	67		17			106		0.6			5.2	14	
-150-M97					150	97		20.2			135		0.7	2.2		7.8	15	
-SLFB4- 75-M22	1	4	12	4	75	22	27	14.3	25	12	61	0.5	1.9	1.4	○	16		
-SLSA4- 90 cv	2	4	7	1.5	90	64	—	42	—	12	74	0.6	2.2	1.8	○	17		
-120 cv					120	94					104			2.6		4.2	18	
-150 cv					150	124					134		0.7	3.3		6	19	
-180 cv					180	154					164		0.8	3.5		12	20	
-SLRA4-120 cv	2	4	10	3	120	94	—	42	—	12	104	0.7	2.8	2.7	○	21		
-150 cv					150	124					134		0.8	3.4		4.1	22	



型号	Fig.	φD	φC	t	L	M	L1	φC1	φC2	H	h	Kg	N	S	规格图	
E50-SLSA6- 75-M22	1	6	9	1.5	75	22	27	11.3	25	18	61	0.5	1.3	2.3		23
- 95-M42					95	42		13.4			81		1.6	4.8		24
-120-M67					120	67		16			106		1.8	8.1		25
-150-M97					150	97		19.2	32		135	0.6	2.3	11		26
-SLSB6- 95-M42	1	6	10	2	95	42	27	14.4	25	18	81	0.5	1.8	3.7		27
-120-M67					120	67		17			106	0.6		6.2		28
-150-M97					150	97		20.2	32		135	0.7	2.3	8.5		29
-SLRA6- 75-M22	1	6	12	3	75	22	27	14.3	25	18	61	0.5	1.5	1.3		30
- 95-M42					95	42		16.4			81		1.8	2.5		31
-120-M67					120	67		19			106	0.6	1.9	4.1		32
-SLRB6- 95-M42	1	6	14	4	95	42	27	18.4	32	18	80	0.6	2.2	1.6		33
-SLFB6- 75-M22	1	6	14	4	75	22	27	16.3	32	18	60	0.6	2.1	1		34
-SLSA6- 90 CV	2	6	9	1.5	90	64	—	42	—	18	74	0.6	2.3	1.6		35
-120 CV					120	94					104		2.7	3.5		36
E50 -150 CV					150	124					134	0.7	3.4	5.4		37
-180 CV					180	154					164	0.9	4.2	7.6		38
-SLRA6-120 CV	2	6	13	3.5	120	94	—	42	—	18	104	0.8	3.3	1.8		39
-150 CV					150	124					132	0.9	4	2.7		40
E50-SLSA8- 65-M22	1	8	11	1.5	65	22	17	13.3	26	24	49	0.5	1.5	1.5		41
- 75-M22					75		27	15.4	25		61		1.6	1.6		42
- 85-M42					85	42	17		26		67			3.2		43
- 95-M42					95		27		25		81	0.5	2.2	3.5		44
-120-M67					120	67		18	32		105	0.6	2.3	5.4		45
-150-M97					150	97		21.2			132	0.7	2.4	8.1		46
-SLSB8- 95-M42	1	8	13	2.5	95	42	27	17.4	32	24	80	0.6	2.2	2.1		47
-120-M67					120	67		20			105	0.6	2.3	3.5		48
-150-M97					150	97		23.2			135	0.7	2.4	5.3		49
-SLRA8- 60-M22	1	8	14	3	60	22	12	16.3	26	24	44	0.5	1.4	0.9		50
- 75-M22					75		27		25		61		1.5	1.1		51
- 95-M42					95	42		18.4			81		1.8	2		52
-SLRB8- 95-M42	1	8	18	5	95	42	27	22.4	32	24	80	0.6	2.2	1.1		53
-120-M67					120	67		25			105	0.7	2.3	1.7		54
-SLFB8- 75-M22	1	8	18	5	75	22	27	20.3	32	24	60	0.6	2.2	0.7		55
-SLSA8- 90 CV	2	8	11	1.5	90	64	—	42	—	24	74	0.6	2.5	1.4		56
-120 CV					120	94					104	0.7	3.2	2.2		57
-150 CV					150	124					134		3.5	4.9		58
-180 CV					180	154					164	0.8	4.2	7.1		59
-SLRA8-120 CV	2	8	16	4	120	94	—	42	—	24	102	0.8	3.8	1.3		60
-150 CV					150	124					132	0.9	4	2.7		61



型号	Fig.	φD	φC	t	L	M	L ₁	φC ₁	φC ₂	H	h	Kg	N	S	缩略图	特点
E50-SLSA10- 65-M22	1	10	13	1.5	65	22	17	15.3	26	30	49	0.5	1.5	1.1		62
- 75-M22					75		27		25		61		1.6	1.3		63
E50 - 85-M42					85	42	17	17.4	26		64			2.4		64
- 95-M42					95		27		25		81		2.2	2.6		65
-120-M67					120	67		20	32		105	0.6	2.3	4.1		66
-150-M97					150	97		23.2			64	0.7	2.5	6.2		67
-SLSB10- 95-M42	1	10	16	3	95	42	27	20.4	32	30	80	0.6	2.2	1.5		68
-120-M67					120	67		23			105	0.7	2.4	2.4		69
-150-M97					150	97		26.2			135		2.5	3.7		70
-SLRA10- 75-M22	1	10	16	3	75	22	27	18.3	25	30	60	0.6	1.5	1		71
-SLRB10- 95-M42	1	10	22	6	95	42	27	26.4	32	30	80	0.7	2.3	0.9		72
-120-M67					120	67		29	42		107	0.8	3.2	1.1		73
-SLFB10- 75-M22	1	10	22	6	75	22	27	24.3	32	30	60	0.6	2.2	0.6		74
-SLSA10- 90 CV	2	10	13	1.5	90	64	—	42	—	30	74	0.6	2.5	1.3		75
-120 CV					120	94					104	0.7	3.3	2.1		76
-150 CV					150	124					134	0.8	4.1	3.4		77
-180 CV					180	154					162		4.3	6.9		78
-SLRA10-150 CV	2	10	19	4.5	150	124	—	42	—	30	132	0.9	4.4	2.2		79
E50-SLSA12- 65-M22	1	12	15	1.5	65	22	17	17.3	26	25	49	0.5	1.6	0.9		80
- 75-M22					75		27		25	30	60		1.7	1.1		81
- 95-M42					95	42		19.4	32		80		2.2	1.9		82
-120-M67					120	67		22			105	0.6	2.4	3.3		83
-SLSB12- 95-M42	1	12	19	3.5	95	42	27	23.4	32	30	80	0.6	2.3	1.2		84
-120-M67					120	67		26			105	0.7	2.5	1.9		85
-150-M97					150	97		29.2			135	0.9	3.5	2.5		86
-SLRA12- 75-M22	1	12	20	4	75	22	27	22.3	25	30	62	0.6	1.6	0.9		87
-SLRB12- 95-M42	1	12	26	7	95	42	27	30.4	42	30	82	0.8	3.1	0.6		88
-120-M67					120	67		33			107	0.9	3.3	0.9		89
-SLFB12- 75-M22	1	12	26	7	75	22	27	28.3	42	30	62	0.7	3	0.4		90
E50-SLSB16- 95-M42	1	16	24	4	95	42	27	28.4	42	32	82	0.7	3.2	0.7		91
-120-M67					120	67		31			107	0.8	3.5	1.2		92
-SLRA16- 60-M22	1	16	26	5	60	22	12	28.3	34	32	44	0.6	1.7	0.4		93
-SLRB16- 75-M22	1	16	32	8	75	22	27	34.3	42	32	62	0.7	3	0.4		94
-SLFB16- 75-M22	1	16	32	8	75	22	27	34.3	42	32	62	0.7	3	0.4		95
E50-SLSB20- 95-M42	1	20	29	4.5	95	42	27	33.4	42	40	82	0.7	3.3	0.6		96
-SLRA20- 65-M22	1	20	32	6	65	22	17	34.3	40	38	49	0.6	2.2	0.3		97



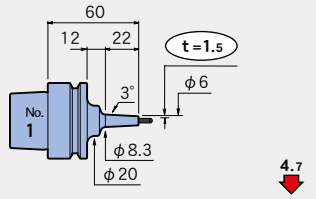
MAKINO
MITHUBISHI

V33i
μV5

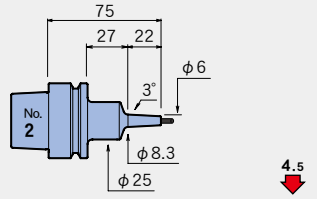


φ3

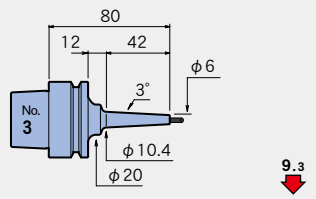
E50-SLSA3-60-M22



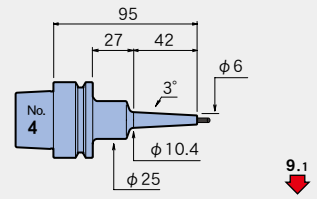
E50-SLSA3-75-M22



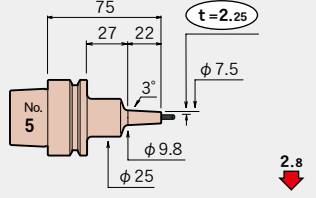
E50-SLSA3-80-M42



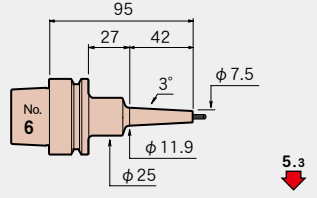
E50-SLSA3-95-M42



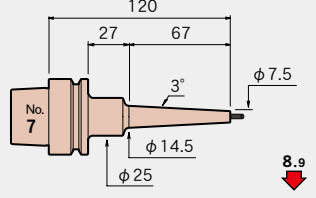
E50-SLRA3-75-M22



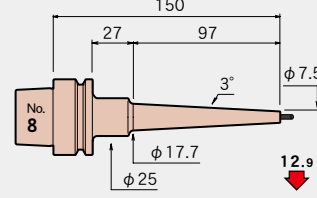
E50-SLRA3-95-M42



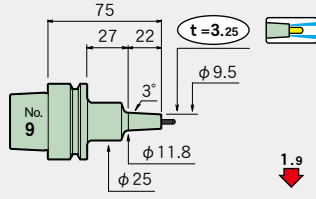
E50-SLRA3-120-M67



E50-SLRA3-150-M97

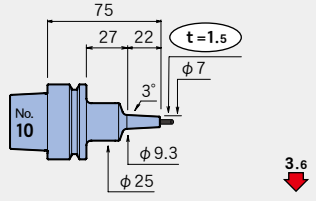


E50-SLFB3-75-M22

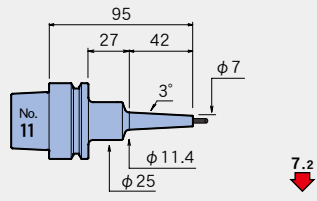


φ4

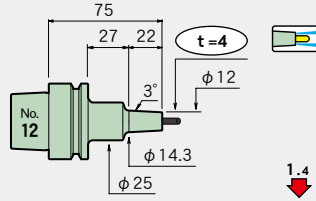
E50-SLSA4-75-M22



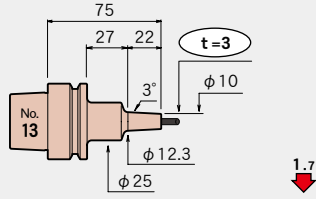
E50-SLSA4-95-M42



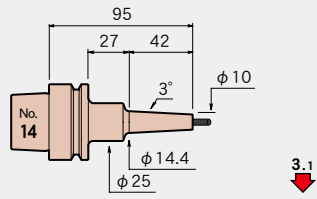
E50-SLFB4-75-M22



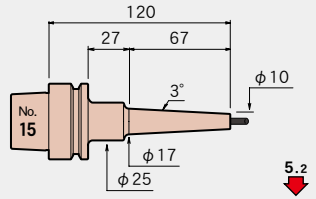
E50-SLRA4-75-M22



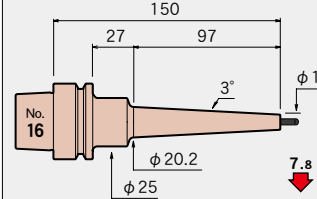
E50-SLRA4-95-M42



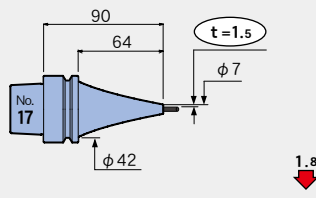
E50-SLRA4-120-M67



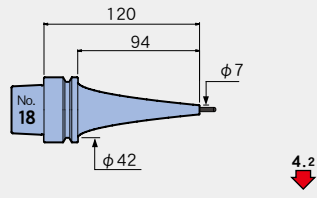
E50-SLRA4-150-M97



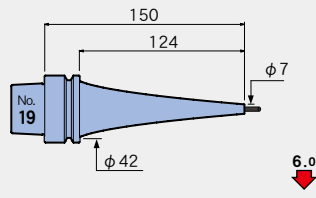
E50-SLSA4-90 CV



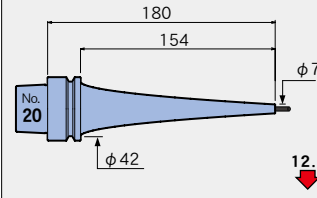
E50-SLSA4-120 CV



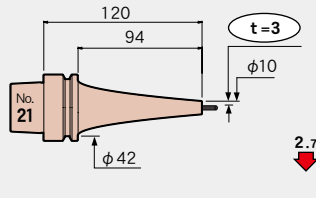
E50-SLSA4-150 CV



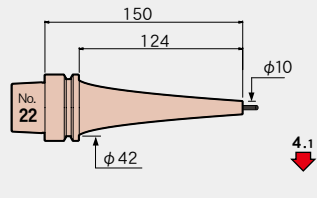
E50-SLSA4-180 CV



E50-SLRA4-120 CV



E50-SLRA4-150 CV



特点

加热装置

一体型 3° 一体型 CURVE

2 体型 系列

UNO

强力型 热敏刀嘴

Z

直柄延长杆

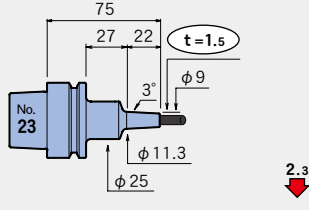
相关商品

周边机器

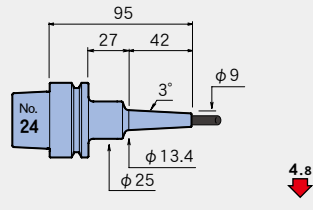
技术资料

φ6

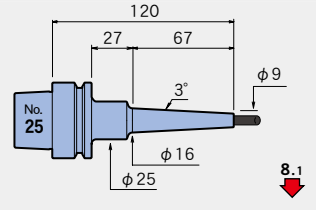
E50-SLSA6-75-M22



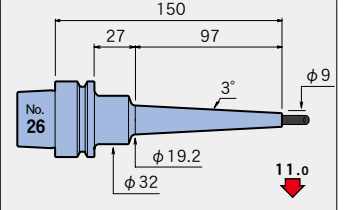
E50-SLSA6-95-M42



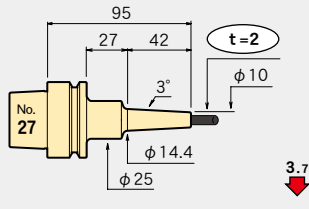
E50-SLSA6-120-M67



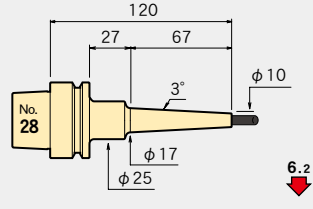
E50-SLSA6-150-M97



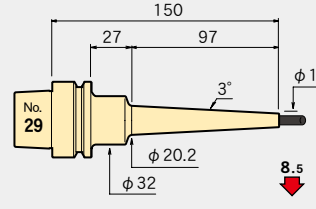
E50-SLSB6-95-M42



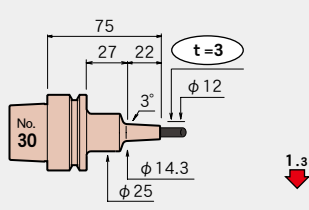
E50-SLSB6-120-M67



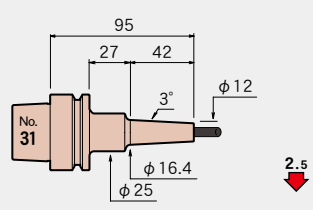
E50-SLSB6-150-M97



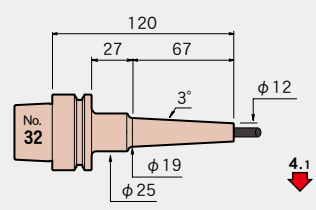
E50-SLRA6-75-M22



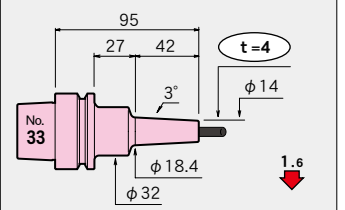
E50-SLRA6-95-M42



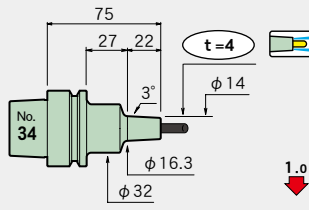
E50-SLRA6-120-M67



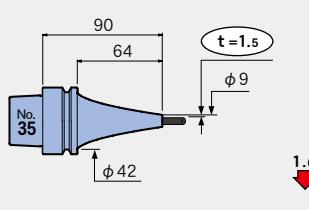
E50-SLRB6-95-M42



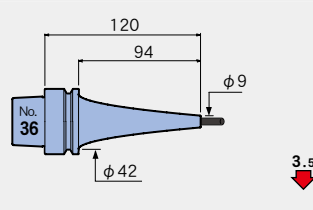
E50-SLFB6-75-M22



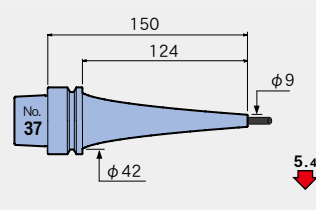
E50-SLSA6-90 CV



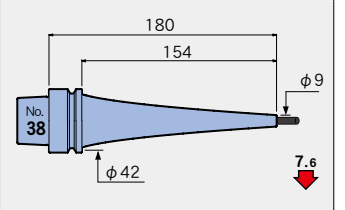
E50-SLSA6-120 CV



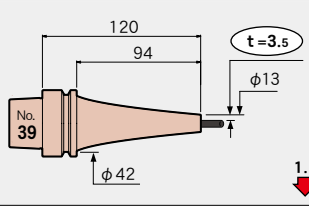
E50-SLSA6-150 CV



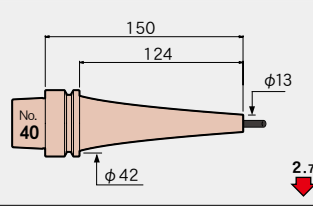
E50-SLSA6-180 CV



E50-SLRA6-120 CV



E50-SLRA6-150 CV



特点

加热装置

一体型 3°
一体型 CURVE

一体型系列

2 体型系列

UNO

强力型 热裁刀嘴

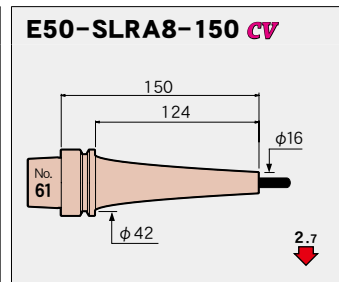
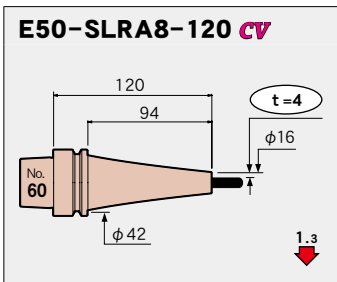
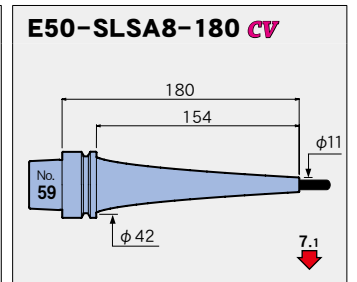
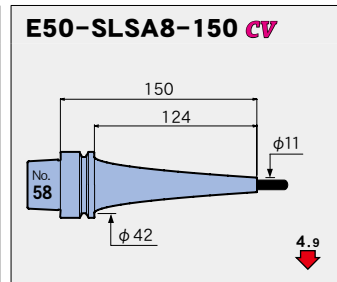
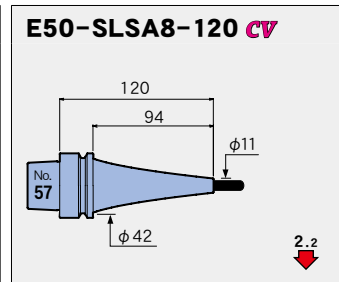
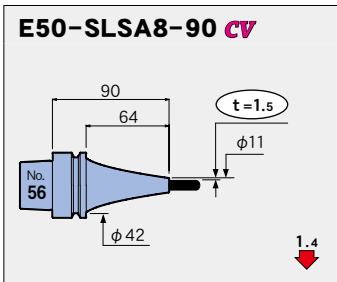
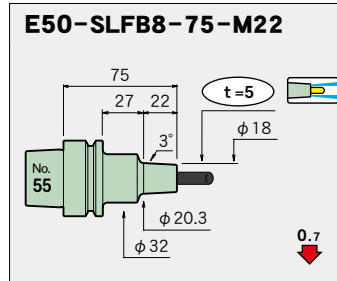
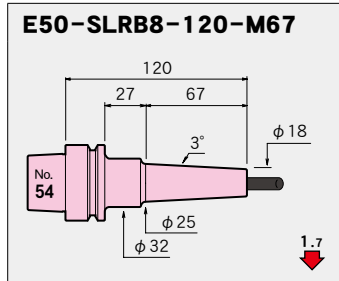
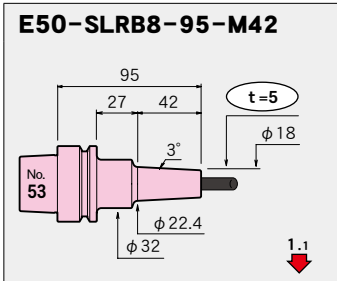
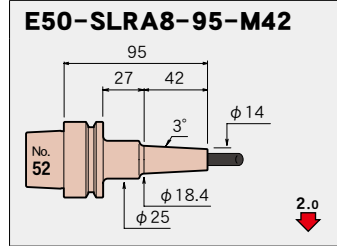
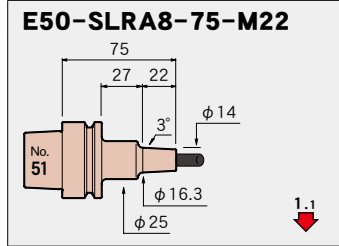
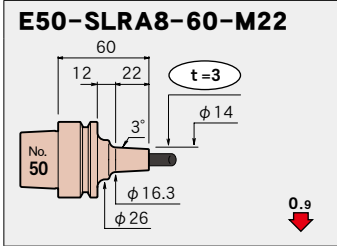
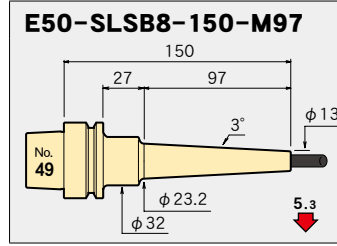
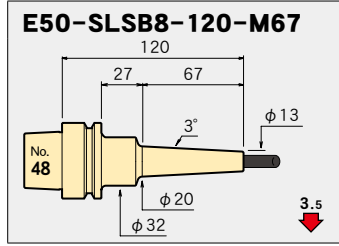
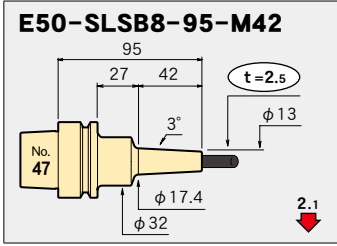
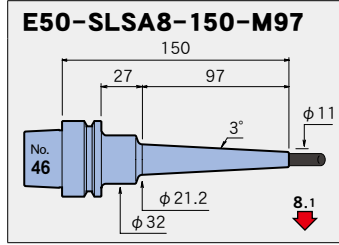
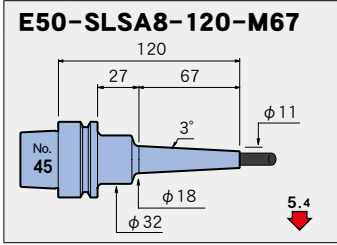
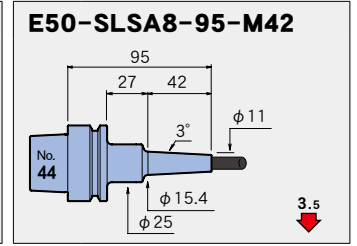
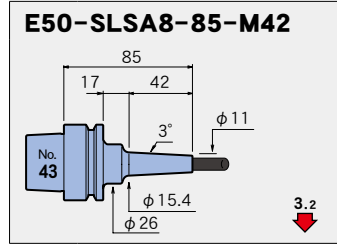
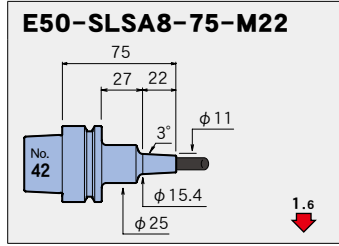
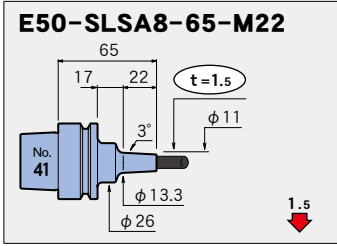
Z

直柄延长杆

相关商品

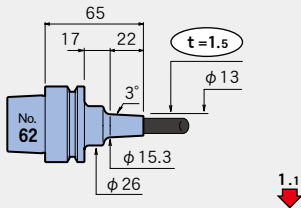
周边机器

技术资料

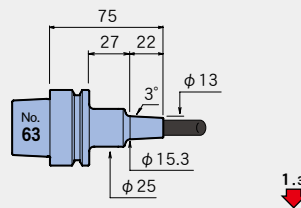


φ 10

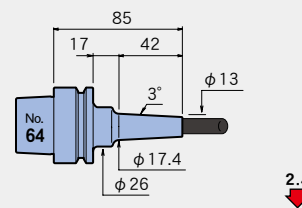
E50-SLSA10-65-M22



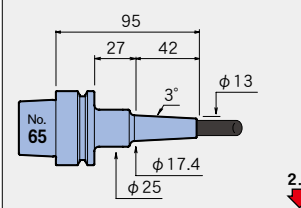
E50-SLSA10-75-M22



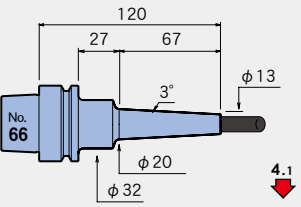
E50-SLSA10-85-M42



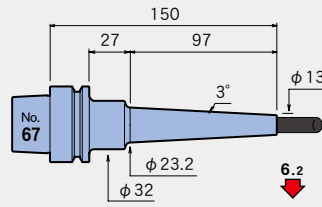
E50-SLSA10-95-M42



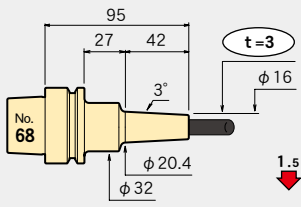
E50-SLSA10-120-M67



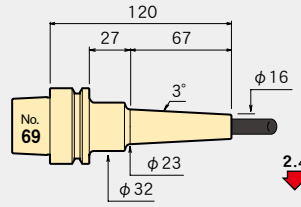
E50-SLSA10-150-M97



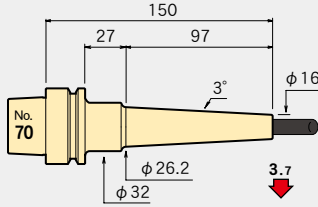
E50-SLSB10-95-M42



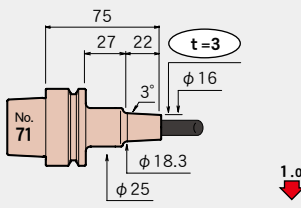
E50-SLSB10-120-M67



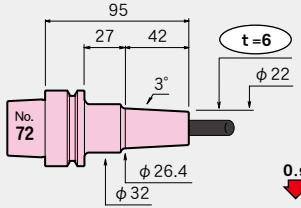
E50-SLSB10-150-M97



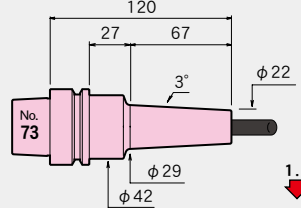
E50-SLRA10-75-M22



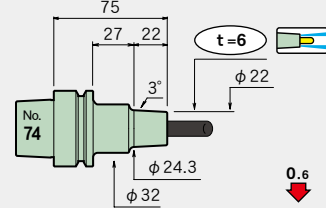
E50-SLRB10-95-M42



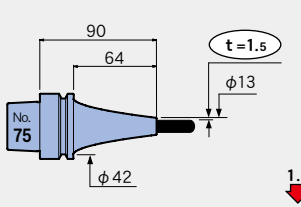
E50-SLRB10-120-M67



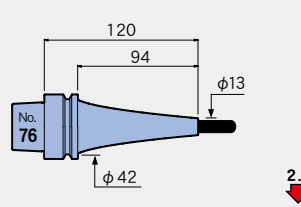
E50-SLFB10-75-M22



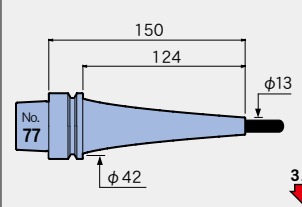
E50-SLSA10-90 CV



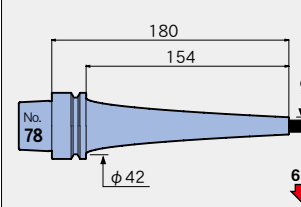
E50-SLSA10-120 CV



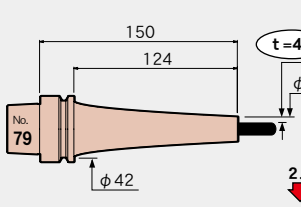
E50-SLSA10-150 CV



E50-SLSA10-180 CV



E50-SLRA10-150 CV



特点

加热装置

一体型 3°
一体型 CURVE

一体型系列

2 体型系列

UNO

强力型 热敏刀嘴

Z

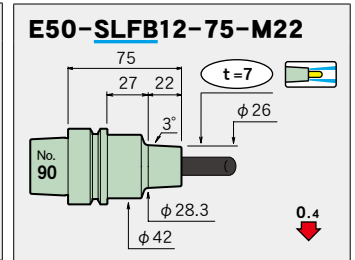
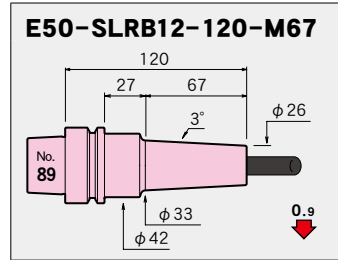
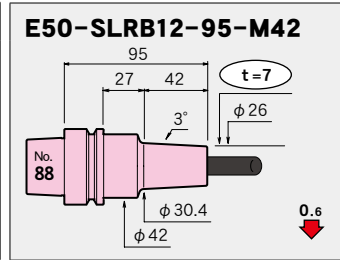
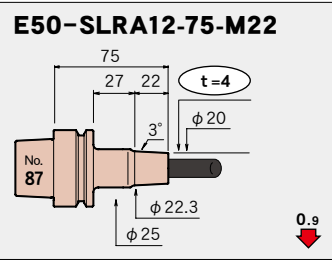
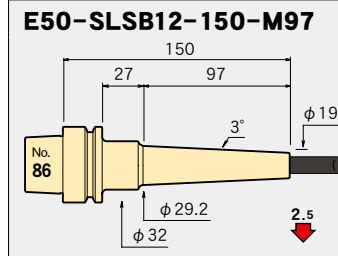
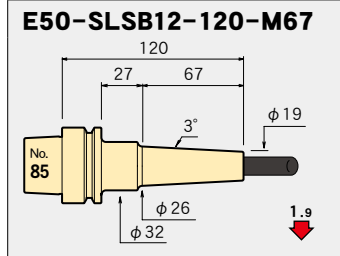
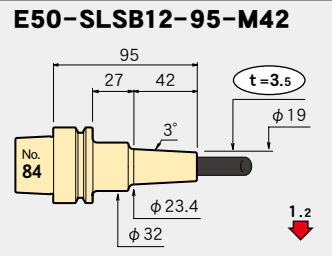
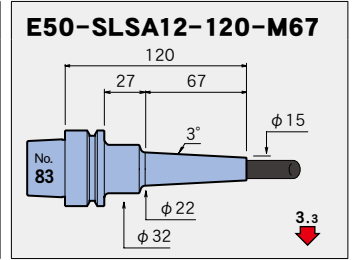
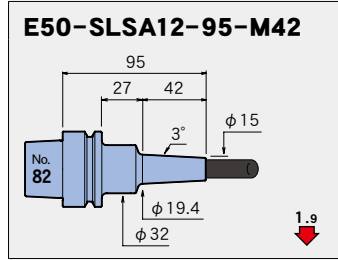
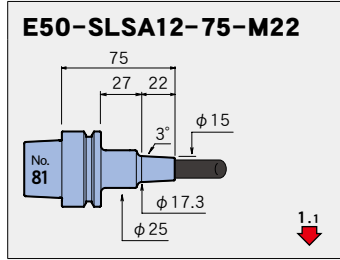
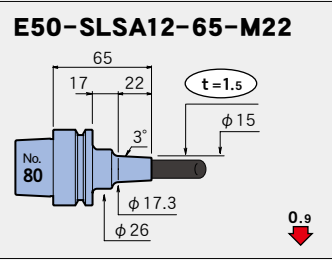
直柄延长杆

相关商品

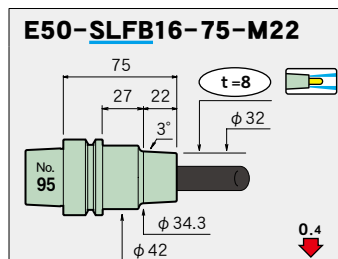
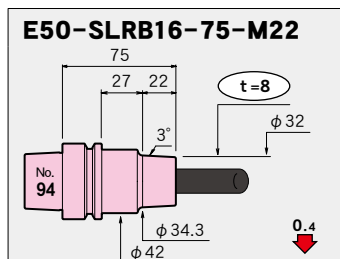
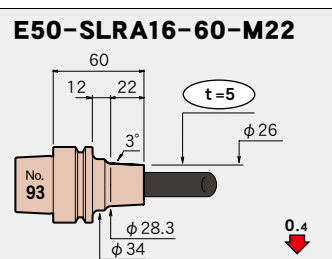
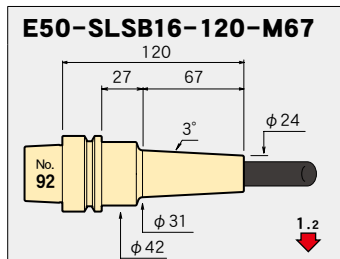
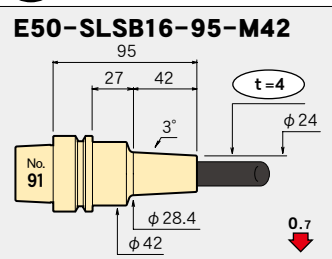
周边机器

技术资料

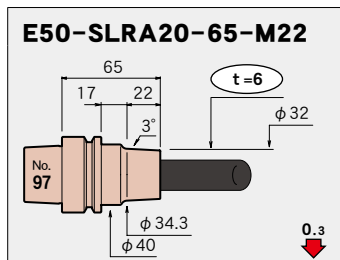
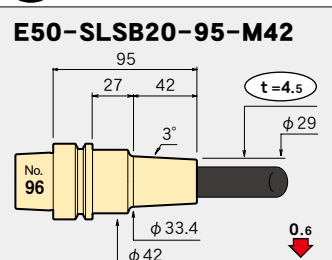
φ 12



φ 16



φ 20



特点

一体型 3° 一体型 CURVE

一体型 系列

2 体型 系列

UNO

强力型 热敏刀柄

Z

直柄延长杆

相关商品

周边机器

技术资料